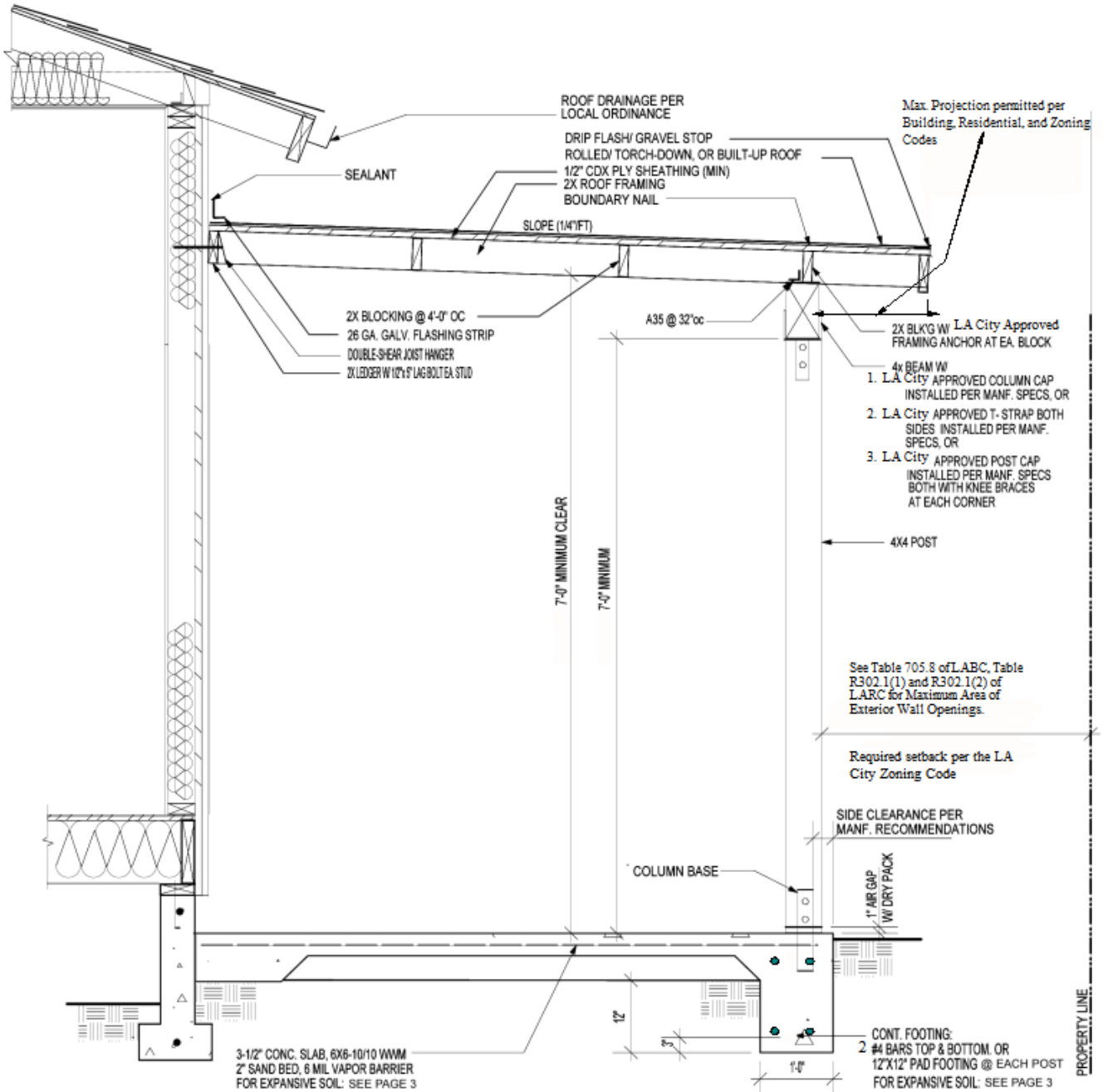
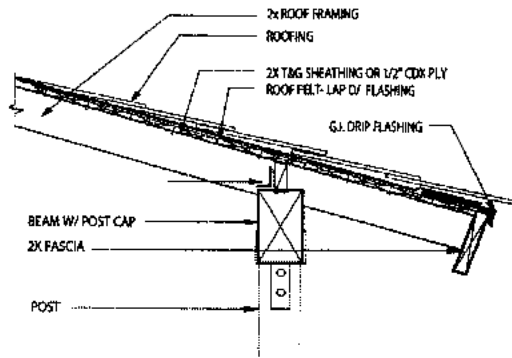


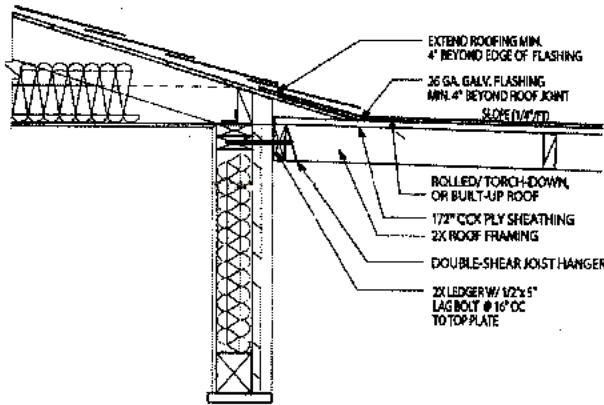
**ATTACHED CARPORT**



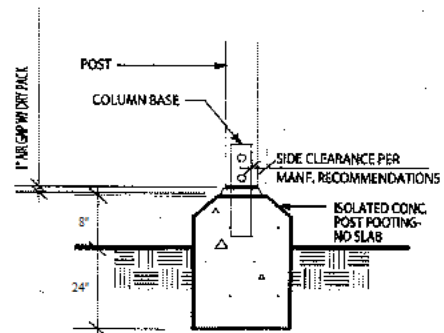
LARUCPI CARPORT6/2001



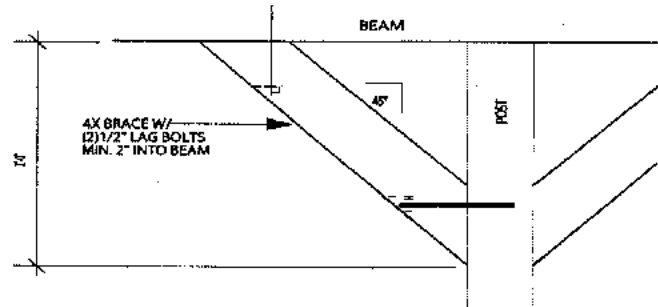
ALTERNATE EAVE DETAIL



ALTERNATE CONNECTION DETAIL



ALT. FOOTING DETAIL



KNEE BRACE DETAIL

\* For roofing details, see (See Wood Frame Prescriptive Provisions Information Bulletin No. P/BC 2014-004)

These sheets are for information and reference only and are not a substitute for accurate drawings prepared for each proposed construction project.

### FOOTINGS ON EXPANSIVE SOILS

Footing systems on expansive soil shall be constructed in a manner that will minimize damage to the structure from movement of the soil.

1. Depth of footings below the natural and finished grades shall not be less than 24 inches for exterior and 18 inches for interior footings.
2. Exterior walls and interior bearing walls shall be supported on continuous footings.
3. Footings shall be reinforced with four 1/2-inch diameter deformed reinforcing bars. Two bars shall be placed 4 inches from the bottom of the footing and two bars within 4 inches from the top of the footing with minimum concrete cover per ACI 318, Section 20.6.1.
4. Concrete floor slabs on grade shall be placed on a 4-inch fill of coarse aggregate or on a moisture barrier membrane. The slabs shall be at least 3-1/2 inches thick and shall be reinforced with 1/2" diameter deformed reinforcing bars. Reinforcing bars shall be spaced at intervals not exceeding 16 inches each way.
5. The soil below an interior concrete slab shall be saturated with moisture to a depth of 18 inches prior to placing the concrete.